

GRADE 5

APRIL











APRIL			
SUBJECT	CHAPTER	CONTENT	ACTIVITIES
ENGLISH	<p>LITERATURE READER LESSON 1 ( A BRAND NEW DAY IS AWAITING)</p> <p>COURSE BOOK MY HOBBY ( 1) Pgs 8 – 19</p> <p>WORK BOOK MY HOBBY Pgs 5 – 9</p>	<ul style="list-style-type: none"> <li>✚ Understanding the meaning</li> <li>✚ Questions and answers</li> <li>✚ Hard words</li> <li>✚ Noun phrases</li> <li>✚ Verbal nouns or gerund</li> </ul>	<ul style="list-style-type: none"> <li>✚ Show and tell – My hobby</li> <li>✚ Mixed words/letter ( write crucial key words with mixed letters ask students to guess or correct)</li> <li>✚ Acting out (who am I) (mime a typical action of a character or let a student to)</li> </ul>
HINDI	<p>उत्कर्ष -पाठ-1 - बड़े चलो, बड़े चलो )कविता(, पाठ-2- बालक चंद्रगुप्त व्याकरण -हमारी भाषा, वर्ण, विशेष आवाज़ें ।</p>	<ol style="list-style-type: none"> <li>1. स्वतंत्रता का महत्व</li> <li>2. गुरु-महत्त्व</li> <li>3. तुकांत शब्द</li> <li>4. वर्णों का ज्ञान</li> <li>5. तवर्ग</li> <li>6. शुद्ध वर्तनी</li> </ol>	<ol style="list-style-type: none"> <li>1. अध्यापिका के साथ छात्रगण कविता गाएँगे,</li> <li>2. नेट की मदद से चंद्रगुप्त / चाणक्य के बारे में जानकारी एकत्रित करना,</li> <li>3. फ़्लैश कार्डों द्वारा सभी वर्ण समझाना,</li> <li>1. विभिन्न आवाज़ों को बोल-बोल कर बताना,</li> <li>2. कविता की पंक्तियाँ,</li> <li>3. फ़्लैश कार्ड, पुस्तक के चित्र ।</li> </ol>
MATHS	The Fish Tale	Make different sea animals using various shapes.	<p>Indian &amp; International Place value chart</p> <p>Measuring tape</p>

		<p>Measuring the weight of children and comparing their weight with the weight of whale, shark.</p> <p>Representing numbers on a Place value chart ( Indian &amp; International)</p> <p>Numerals and number names</p> <p>Short form/ expanded form of numbers</p> <p>Formation of smallest and greatest number using 3,4 &amp; 5 digits</p> <p>Compare numbers ( <math>&gt; = &lt;</math> )</p> <p>Rounding of numbers to nearest tens, hundreds and thousands</p>	
SCIENCE	Ch. 17. Animals	<p>Classification of animal kingdom on the basis of food habits, Habitat, Body temperature, Hours of activity and presence &amp; absence of backbone.</p> <p>Characteristics of vertebrates, Adaptations and Endangered species.</p>	<ol style="list-style-type: none"> <li>1. Compare skeleton of dinosaur and human</li> <li>2. To collect the information on following topics: <ol style="list-style-type: none"> <li>a) Migratory birds</li> <li>b) Migratory Mammals</li> <li>c) Why animals migrate, most popular routes they take and the instincts they follow.</li> <li>d) Interesting facts on Migration</li> </ol> </li> <li>3. To choose any five animals and collect information under the following headings. <ol style="list-style-type: none"> <li>a) Food</li> </ol> </li> </ol>

			<ul style="list-style-type: none"> <li>b) Feeding organs</li> <li>c) Feeding habits</li> <li>d) Organs of movement</li> <li>e) Organs of movement</li> </ul>
SOCIAL STUDIES	<ul style="list-style-type: none"> <li>1.Continents and Oceans</li> <li>2.Latitudes and Longitudes</li> </ul>	<ul style="list-style-type: none"> <li>-Locations of continents and oceans</li> <li>-introduction to latitudes, equator, longitudes and prime meridians</li> <li>-Indian standard time</li> </ul>	-Globe reading
COMPUTER	Revision of Level IV	<ul style="list-style-type: none"> <li>*Dividing a task into main task and detailed subtasks.</li> <li>*Introduction to Scratch interface</li> <li>*Using commands of motion pen and sound blocks.</li> <li>*write a script using drag and drop of graphic blocks</li> <li>*Execute the script and view the result in the stage area.</li> <li>*Reasoning and problem solving</li> <li>*Usage of control statement</li> <li>*Storage and organization of files/folders</li> </ul>	Computer, Projector

	Stepwise gathering of information	*Apply stepwise thinking tools to achieve a goal. *Breakup a task into main and subtasks.	Whiteboard, Computer, Projector, Videos
MAY			
ENGLISH	LITERATURE READER LESSON 2 ( KING OF ALL ANIMALS)  COURSE BOOK THE QUEST FOR FOOD ( 2) Pgs 20 – 31  WORK BOOK THE QUEST FOR FOOD Pgs 10 – 14	<ul style="list-style-type: none"> <li>✚ Understanding the meaning</li> <li>✚ Questions and answers</li> <li>✚ Hard words</li> <li>✚ Paired conjunctions</li> <li>✚ Helping verbs</li> </ul>	<ul style="list-style-type: none"> <li>✚ Oratory skill – Story narration similar to the chapter.</li> <li>✚ Writing skills- How will you survive in a jungle if you are left out.</li> <li>✚ Speak about any animal you saw and liked.</li> <li>✚ Origami paper craft on any one animal.</li> </ul>
HINDI	<u>उत्कर्ष</u> -पाठ-3 - दोस्त का दोस्त अपना दोस्त पाठ-4 -बुद्ध की करुणा <u>व्याकरण</u> - शब्दों का शुद्ध लेखन, संज्ञा, श्रुतभाव ग्रहण	<ol style="list-style-type: none"> <li>1. दुश्मनों की समझ</li> <li>2. पशु-पक्षियों के प्रति प्रेम</li> <li>3. श्रुतलेख</li> <li>4. पाठांश</li> <li>5. भाववाचक संज्ञा</li> <li>6. संवाद लेखन</li> <li>7. विशेषण</li> </ol>	<ol style="list-style-type: none"> <li>1. "पंचतंत्र" की कोई भी कहानी छात्रों को दिखाना,</li> <li>2. अभ्यास में दिए चित्र को देखकर, कहानी बनाना व कक्षा में सुनाना,</li> <li>3. बोर्ड पर गलत शब्दों को शुद्ध करके लिखना,</li> <li>4. कहानी सुनकर उससे सम्बंधित प्रश्नोत्तरी,</li> </ol> <ol style="list-style-type: none"> <li>1. पंचतंत्र की कहानी,</li> <li>2. पुस्तक के चित्र, बोर्ड, चॉक, विभिन्न शब्द  </li> </ol>

MATHS	Shapes and angles	<p>Drawing of different open and closed shapes.</p> <p>Make shapes using match sticks, understand that polygon with same sides have different shapes because of different angles.</p> <p>Drawing and comparing different angles using line segment and rays.</p> <p>Angles made by hands of a clock.</p> <p>Constructing angles of given measurement using Protractor</p>	<p>Geometrical instruments Protractor, Scale, Divider.</p> <p>Match sticks.</p> <p>Clock</p>
SCIENCE	Ch. 18. The Human Skeletal System	<p>Skeletal system</p> <p>Muscles and movement</p> <p>Types of joints</p> <p>Bones, skull, vertebral column, limbs</p>	<ol style="list-style-type: none"> <li>1. To visit the science lab and study the human skeleton</li> <li>2. Students will bring some x-ray films &amp; observe them.</li> <li>3. Fun facts &amp; guessing games.</li> </ol>
SOCIAL STUDIES	<p>3.Movements of the Earth</p> <p>4.The Temperate Zones</p>	<p>-Rotation and Revolution</p> <p>-poles of earth and different temperate zones (for example tropic of cancer etc.)</p>	-Video on introduction of tectonic plates
COMPUTER	Revision of Level IV	<p>*Dividing a task into main task and detailed subtasks.</p> <p>*Introduction to Scratch interface</p> <p>*Using commands of motion pen and sound blocks.</p>	Computer, Projector

		<p>*write a script using drag and drop of graphic blocks</p> <p>*Execute the script and view the result in the stage area.</p> <p>*Reasoning and problem solving</p> <p>*Usage of control statement</p> <p>*Storage and organization of files/folders</p>	
JULY			
ENGLISH	<p>LITERATURE READER LESSON 3 ( WHAT'S A TAIL FOR)</p> <p>LITERATURE READER LESSON 4 ( THE TENNIN' ROBE)</p> <p>COURSE BOOK I CAN DO BETTER (4) Pgs 44 – 55</p> <p>WORK BOOK I CAN DO BETTER Pgs 20 - 24</p>	<ul style="list-style-type: none"> <li> Understanding the meaning</li> <li> Question and answers</li> <li> Hard words</li>   <li> Relative pronouns</li> <li> Proverbs</li> <li> Letter writing ( formal)</li> </ul>	<ul style="list-style-type: none"> <li> English penmanship</li>   <li> Role play ( I can do better)</li> <li> Short poem writing</li> <li> Extempore on any given topic</li> </ul>

HINDI	<u>उत्कर्ष</u> -पाठ-5 -हम तेरे आभारी मेट्रो )कविता ( पाठ-6 -अजंता की गूँजती गुफा <u>व्याकरण</u> लिंग, वचन,शब्द सीढ़ी	<ol style="list-style-type: none"> <li>1. विज्ञान के चमत्कार</li> <li>2. यातायात के साधन</li> <li>3. बौद्ध मत के बारे में</li> <li>4. उपसर्ग - प्रत्यय</li> <li>5. शब्द -सीढ़ी से शब्द निर्माण</li> <li>6. अर्थ -मिलान</li> <li>7. श्रुतलेखन</li> </ol>	<ol style="list-style-type: none"> <li>1. कविता में से अनुप्रास अलंकार के शब्द चुनना,</li> <li>2. विभिन्न लिंग शब्दों की वर्तनी व उच्चारण शुद्ध करना,</li> <li>3. शब्द भंडार विकसित करने के लिए "शब्द-सीढ़ी" खेल खेलना,</li> </ol> <ol style="list-style-type: none"> <li>1. पुस्तक में दी कविता,</li> <li>2. दोनों लिंगों के विभिन्न शब्द, बोर्ड, चॉक ।</li> </ol>
MATHS	How many squares	<p>Drawing shapes for the given number of squares on a graph paper/square grid.</p> <p>Finding area and perimeter by placing things on a square grid/graph paper.</p> <p>Finding area/perimeter of Maths notebook, pencil box, stamps etc.</p> <p>Measuring the perimeter of irregular shapes using thread.</p> <p>Drawing of different shapes having same area.</p> <p>Draw our national flag. Write fraction for the different colors.</p> <p>Paper folding activities to show different parts of a whole/equivalent fraction</p>	<p>Graph paper/ Square grid.</p> <p>Objects from classroom environment.</p> <p>Objects from classroom environment</p>

	Parts and wholes	<p>Take a square grid color/make design, write fraction for the colored part</p> <p>Part/fraction of a collection Divide the given shapes in equal parts in different ways</p> <p>The coloring circle game.</p>	<p>Cut outs of different shapes</p> <p>Graph paper</p> <p>Games/Puzzles</p>
SCIENCE	Ch.19. Nervous system	Parts of brain, Spinal cord, Nerves, sense organs.	<ol style="list-style-type: none"> <li>1. Experiment to show reflex action</li> <li>2. To show the model of brain, eye and ears.</li> <li>3. To make a model of structure of brain and eye</li> </ol>
SOCIAL STUDIES	<p>5.The Equatorial Forests</p> <p>6.The Deserts</p>	<p>-Introduction and features of equatorial forests</p> <p>-life and characteristics of deserts</p>	<p>-</p> <p>-discussion on emergence of deserts</p>
COMPUTER	<p>Stepwise gathering of information</p> <p>Organizing information using Lists and Tables</p>	<p>Apply stepwise thinking tools to achieve a goal.</p> <p>*Breakup a task into main and subtasks.</p> <p>*Create a list and sublist using bullets and numbering</p> <p>*Create a table.</p> <p>Add/Delete rows and columns in a table.</p>	Whiteboard, Computer, Projector.



		*Inserting Pictures in a document.	
	Advance Scratch Programming	*write scripts using variables and operators. *Create lists	Videos
AUGUST			
ENGLISH	<p style="text-align: center;">COURSE BOOK OUR WONDERFUL WORLD (3) 32 – 43</p> <p style="text-align: center;">WORK BOOK OUR WONDERFUL WORLD Pgs 15 – 19</p> <p style="text-align: center;">LITERATURE READER LESSON 5 ( BRIDGE AT NIGHT)</p> <p style="text-align: center;">COURSE BOOK LISTEN AND LEARN ( 5) Pgs 56 – 67</p> <p style="text-align: center;">WORK BOOK LISTEN AND LEARN Pgs 25 - 29</p>	<ul style="list-style-type: none"> <li>✚ Phrasal verbs</li> <li>✚ Understanding the meaning</li> <li>✚ Questions and answers</li> <li>✚ Hard words</li> <li>✚ Compound words</li> <li>✚ Punctuation</li> </ul>	<ul style="list-style-type: none"> <li>✚ Select a monument or historical site in India, research and write a short report about it and paste pictures for the same.</li> <li>✚ Make a first aid box.</li> <li>✚ Word train</li> <li>✚ Spell cards</li> </ul>
HINDI	<u>उत्कर्ष</u> -पाठ -7 -अब्बा, पाठ -8 -बापू की पाती <u>व्याकरण</u> - कारक, सर्वनाम, अनुच्छेद -लेखन कौशल	<ol style="list-style-type: none"> <li>1. पारिवारिक संबंधों के बारे में</li> <li>2. आज़ादी का महत्व</li> <li>3. वस्तुओं का उपयोग</li> <li>4. कारक व उसके भेद</li> </ol>	<ol style="list-style-type: none"> <li>1. माता-पिता की कौन-सी बातें पसंद नहीं हैं और क्यों ? उन पर कक्षा में चर्चा,</li> </ol>

		<p>5. अरबी, फ़ारसी, अंग्रेजी शब्द</p> <p>6. वाक्य-निर्माण</p> <p>7. अनुच्छेद -लेखन</p>	<p>2. गाँधी जी की सूक्तियों का संकलन कर फीतियों पर लिखकर कक्षा / विद्यालय में लगाना,</p> <p>3. विभिन्न कारकों को रेलगाड़ी, फूलों आदि के रूप में उदहारण सहित लिखना,</p> <p>1. गाँधी जी- सूक्तियाँ,</p> <p>2. रंग-बिरंगी फीतियाँ, कैंची, फेविकॉल, आदि ।</p>
MATHS	<p>Does it look the same?</p> <p>Be my multiply, I'll be your factor.</p>	<p>Drawing the other mirror half of the given picture.</p> <p>Mirror game (Putting the mirror on different places on figures and drawing the shapes obtained).</p> <p>Distinguish symmetrical and asymmetrical figures from the given figures/objects</p> <p>Use 10 x 10 grid and colour all the even and odd numbers in different colours.</p> <p>Write multiples of given numbers and also find out common multiples.</p> <p>Finding LCM of given numbers.</p>	<p>Mirror</p> <p>Cut outs of Worksheets and shapes/alphabets/numbers</p> <p>10 x 10 grid</p> <p>Bangles, beads, pencils etc.</p>

		List the factors of given two no. and write the common factors in the common region Finding HCF of given numbers.	
SCIENCE	Ch.20. How do plants reproduce?  Ch. 21. Matter	Pollination, parts of a flower, new plants from seeds, seed dispersal, New plants from leaves, stems and roots. Plant adaptations.  Characteristics of gases, liquids and Solids. Change of state.	1. To compare dry and soaked seeds. 2. Interviewing of gardener or a farmer  1. Fill a glass jar with gram seeds to teach arrangement of molecules in different states of matter. 2. Demonstrate changing states of water by boiling & freezing.
SOCIAL STUDIES	7.The Temperate Zone  8.The Frigid Zone	-Introduction to temperate zones (tropic of cancer etc.) -North Pole and South Pole (features)	-think, pair, share activity  -discussion on geographical zones
COMPUTER	Stepwise gathering of information  Organizing information using Lists and Tables	Apply stepwise thinking tools to achieve a goal.  *Breakup a task into main and subtasks.  *Create a list and sublist using bullets and numbering  *Create a table.  Add/Delete rows and columns in a table.	Whiteboard, Computer, Projector, Videos
	Advance Scratch Programming	*write scripts using variables and operators.	Videos

		*Create lists	
SEPTEMBER			
ENGLISH	<p>LITERATURE READER LESSON 6 ( TRIUMPH OVER DESPAIR)</p> <p>COURSE BOOK NUCLEAR DISASTER ( 6) Pgs 68 – 79</p> <p>WORK BOOK NUCLEAR DISASTER Pgs 30 - 34</p>	<ul style="list-style-type: none"> <li>✚ Understanding the meanings</li> <li>✚ Questions and answers</li> <li>✚ Hard words</li> <li>✚ Coordinate clauses</li> <li>✚ Yes/no questions</li> </ul>	<ul style="list-style-type: none"> <li>✚ Group activity – action plan in case there is fire , causes of how it can be extinguished till help arrives</li> <li>✚ Interaction with the fire fighter.</li> </ul>
HINDI	<p>उत्कर्ष -पाठ -9 -चिट्ठी )कविता(, पाठ-10 -मिले सुर मेरा-तुम्हारा व्याकरण - विशेषण, क्रिया, संवाद लेखन - लेखन कौशल</p>	<ol style="list-style-type: none"> <li>1. सन्देश भेजना</li> <li>2. आदान-प्रदान</li> <li>3. संगीत का महत्व</li> <li>4. निपात</li> <li>5. विशेषण</li> <li>6. नुक्ता</li> <li>7. काव्य-सौंदर्य</li> <li>8. क्रिया-भेद सहित</li> </ol>	<ol style="list-style-type: none"> <li>1. कविता की पंक्तियाँ व उनके अर्थ पूछना,</li> <li>2. वाक्यों में विशेषणों पर रंगीन पेंसिल से गोला बनाना,</li> <li>3. कोई भी संवाद- डॉक्टर-मरीज़ आदि लिखना व पढ़कर सुनाना,</li> <li>1. पुस्तक की कविता,</li> <li>2. अभ्यास में दिए विशेषण शब्द, रंगीन पेंसिल,</li> <li>3. संवाद के वाक्य,बोर्ड चॉक ।</li> </ol>
MATHS	Can you see the pattern?	<p>Observe the patterns on gift wrappers/cloth/and try to deduce the rule.</p> <p>Observe the rule in the given patterns and complete the pattern using the rules. [Magic square, Magic Hexagon]</p>	<p>Samples of patterns</p> <p>Magic square/ magic triangle</p>

SCIENCE	Ch.22. Rocks, minerals and soil	Types of rocks- Igneous, Sedimentary, Metamorphic, Uses of rocks and minerals, layers of Soil.	<ol style="list-style-type: none"> <li>1. Get an ice tray, omelet and a layered cake to explain the formation of different rocks.</li> <li>2. Students to collect various types of rocks with their names &amp; classification.</li> </ol>
SOCIAL STUDIES	9.Indian Heritage and Culture	-Major features of Indian heritage	-group presentations made by students
COMPUTER	Introduction to Internet-Browsing	<ul style="list-style-type: none"> <li>*Use a browser to access Internet websites.</li> <li>*Open a given URL.</li> <li>*Bookmark a website.</li> <li>*Use Hyperlinks.</li> <li>*Navigation of web pages.</li> </ul>	Computer and Projector
OCTOBER			
ENGLISH	<p>LITERATURE READER LESSON 7 ( THE DISHONEST MERCHANT)</p> <p>COURSE BOOK DO IT YOURSELF ( 7) Pgs 80 – 91</p> <p>WORK BOOK DO IT YOURSELF</p>	<ul style="list-style-type: none"> <li>✚ Understanding the meanings</li> <li>✚ Questions and answers</li> <li>✚ Hard words</li> <li>✚ Main and subordinate clauses</li> <li>✚ Poetry recital</li> </ul>	<ul style="list-style-type: none"> <li>✚ Oratory skills – what should be done to person who is dishonest?</li> <li>✚ Eliciting – show a picture and ask students to create adjectives to describe the picture</li> </ul>

	Pgs 35 – 39		
HINDI	उत्कर्ष -पाठ -11 -राष्ट्रमंडल खेल व्याकरण -क्रियाविशेषण, विराम चिह्न, पत्र- लेखन	<ol style="list-style-type: none"> <li>1. खेल-भावना</li> <li>2. सह-अस्तित्व</li> <li>3. तत्पुरुष-द्वन्द्व समास</li> <li>4. योजक</li> <li>5. क्रियाविशेषण भेद सहित</li> <li>6. शब्दार्थ - ज्ञान</li> <li>7. संधि</li> </ol>	<ol style="list-style-type: none"> <li>1. एशियाड / ओलम्पिक खेलों / मनपसंद खिलाडी / मनपसंद खेल के बारे में जानकारी लाना,</li> <li>2. वाक्यों में से क्रिया और क्रियाविशेषण शब्दों को छाँटना,</li> <li>3. वर्कशीट में लिखे अनुच्छेद में विराम-चिह्न लगाना,</li> </ol> <ol style="list-style-type: none"> <li>1. नेट, खेल से सम्बंधित जानकारी,</li> <li>2. व्याकरण पुस्तक, वर्कशीट, पेंसिल आदि।</li> </ol>
MATHS	Mapping your way	<p>Finding the location of Agra from Delhi in the map of India.</p> <p>Take a map of your city and tell the location of one locality to others and its associated objects like park, hospital, temple etc</p>	<p>Map of India</p> <p>Graph paper</p> <p>Compass needle</p>
SCIENCE	Ch.23. Health and Diseases	Balanced diet, Communicable diseases, Non-Communicable diseases, Deficiency diseases.	<ol style="list-style-type: none"> <li>1. To make an advertisement on iodized salt.</li> <li>2. To make riddles on nutrients.</li> </ol>
SOCIAL STUDIES	10.The Advent of the British Raj 11.The First Battle for Independence	<p>-Early steps of British in India</p> <p>-The revolt of 1857 and reasons</p>	-video and discussion of the British Raj and East India Company
COMPUTER	Searching the Internet	<p>*Use effective Keywords to search Information.</p> <p>*Follow Teacher guidelines while browsing.</p>	Computer, Projector, Videos





NOVEMBER

<p>ENGLISH</p>	<p>LITERATURE READER LESSON 8 ( SEA TURTLE QUITE MIRACLE)</p> <p>COURSE BOOK A CHAMPION CRICKETER ( 8) Pgs 90 – 103</p> <p>WORK BOOK A CHAMPION CRICKETER Pgs 40 – 44</p>	<ul style="list-style-type: none"> <li>✚ Understanding the meaning</li> <li>✚ Questions and answers</li> <li>✚ Hard words</li>   <li>✚ Negative sentences</li> </ul>	<ul style="list-style-type: none"> <li>✚ Writing skills – BIOGRAPHY on Sachin tendulkar</li> <li>✚ Group activity – Chart on cricket, mention the equipment the different formats of the game, the term associated with the game, rules and famous men and women cricketers .</li> <li>✚ Include pictures and drawing</li> <li>✚ Sequence in cards ( write words on paper or cards to form positive , negative sentences or questions)</li> </ul>
<p>HINDI</p>	<p>उत्कर्ष -पाठ-12 -जॉन ऑफ़ आर्क, पाठ -13 -प्रभु तुम मेरे मन की जानो व्याकरण - पर्यायवाची शब्द (1-20 ), विलोम शब्द ( 1-25 ), अपठित गद्यांश</p>	<ol style="list-style-type: none"> <li>1. देशप्रेम -वीरता</li> <li>2. तुलना करना</li> <li>3. अ - उपसर्ग</li> <li>4. सामाजिक बंधनों व रूढ़ियों का विरोध</li> <li>5. अनुस्वार-अनुनासिक</li> <li>6. सम्बन्धबोधक अव्यय</li> <li>7. कवितांश</li> </ol>	<ol style="list-style-type: none"> <li>1. पाठ की कहानी को क्रम से लिखना,</li> <li>2. अभ्यास में दिए गए अपठित पद्यांश के प्रश्नों के उत्तर बताना,</li> <li>3. व्याकरण के विषयों की छात्रों में प्रतियोगिता,</li> </ol> <ol style="list-style-type: none"> <li>1. पुस्तक-उत्कर्ष,</li> <li>2. व्याकरण पुस्तक, बोर्ड, चॉक ।</li> </ol>
<p>MATHS</p>	<p>Box and sketches</p>	<p>Counting of faces, edges and corners of a cube/cuboids.</p> <p>Finding the area of each face of the cube/cuboids. Making a list of things which look like a cube/ cuboids in their surrounding.</p>	<p>Dice</p> <p>Model of a cube/cuboid</p> <p>Cartons/boxes/match box</p>



	Tenths and hundreds	<p>Measure the height of boys and girls in the class/height of family members</p> <p>Measure the length and width of currency notes of different denominations and write them in mm and cm.</p>	<p>Decimal place value chart</p> <p>Scale/ Measuring tape</p> <p>Graph paper</p>
SCIENCE	<p>Ch. 24. Force</p> <p>Ch.25. Energy</p>	<p>Force, Flotation, Pressure. Types of forces -Gravitational, Magnetic, Electrostatic and frictional force.</p> <p>Types of energy-mechanical, Heat, light, Sound. Simple machines-lever, pulley, screw, wedge.</p>	<ol style="list-style-type: none"> <li>1. Use an inclined plane &amp; balls of various shapes &amp; sizes to explain gravity &amp; friction.</li> <li>2. Experiments with magnets of various shapes &amp; sizes.</li> </ol> <ol style="list-style-type: none"> <li>1. Make a fruit battery using lemons in the circuit.</li> <li>2. Students become Energy detectives &amp; find examples of energy all around the classroom/school.</li> </ol>



SOCIAL STUDIES	12.The Struggle Towards Complete Independence  13.Our Leaders	-Indian independence movement  -the leaders actively involved in the freedom struggle	-collecting stories of the struggle, not mentioned in the textbook -different leader with a different story
COMPUTER	Searching the Internet	*Use effective Keywords to search Information.  *Follow Teacher guidelines while browsing.	Computer, Projector, Videos
DECEMBER			
ENGLISH	LITERATURE READER LESSON 9/10 ( TREASURE HUNTER/ THE FLAME OF A CANDLE)  COURSE BOOK A STRANGE VISITOR ( 9) Pgs 104 – 115  WORK BOOK A STRANGE VISITOR Pgs 45 – 49	<ul style="list-style-type: none"> <li>✚ Understanding the meanings</li> <li>✚ Questions and answers</li> <li>✚ Hard words</li>   <li>✚ Active and passive voice</li> </ul>	<ul style="list-style-type: none"> <li>✚ Writing skills – book review</li> <li>✚ Dialogue construction</li> <li>✚ Extempore</li> </ul>
HINDI	उत्कर्ष- पाठ -15 - बात आज की व्याकरण -वाक्यांश के लिए एक शब्द ( 1-20 ), समरूपी भिन्नार्थक शब्द ( 1-10 ) ।	<ol style="list-style-type: none"> <li>1. आपसी सम्बन्ध</li> <li>2. अनुशासन</li> <li>3. स्वयं को जानें</li> <li>4. मौखिक उच्चारण</li> <li>5. काल</li> <li>6. वाक्य पूरे करना</li> <li>7. सूचना लेखन</li> </ol>	<ol style="list-style-type: none"> <li>1. स्वयं को जानो- मैं कब बहुत खुश होता हूँ, मेरे जीवन की क्या चाह है आदि के उत्तर लिखें,</li> <li>2. वर्ग पहली में से वाक्यांश के लिए एक शब्द ढूँढना,</li> <li>1. पुस्तक,</li> </ol>

			2. वर्ग पहली उत्तर सहित ।
MATHS	Area and its boundary	<p>Measure the length and breadth of the given things and finding their area and Perimeter.</p> <p>Paste different cutouts and find their area and perimeter.</p> <p>Make a birthday/greeting card and find its area and perimeter</p>	<p>Scale/ Measuring tape</p> <p>Cut outs of different shapes</p>
SCIENCE	<p>C h. 26. Air and water</p> <p>Ch. 27. The solar System</p>	<p>Composition of Air, Properties of air, layers of atmosphere, purification of water.</p> <p>Sun, moon and eight planets</p>	<p>1. Experiments to illustrate properties of Air.</p> <p>1. Students to prepare a scrap book on planets and their features.</p>
SOCIAL STUDIES	14. Religious and Social Reformers	-People that changed the way we look at society	-Rally coach
COMPUTER	Communication using E-mails	<p>*Create an E-mail Account</p> <p>*Send/Receive E-mails.</p> <p>*Use Options in E-mail applications.</p> <p>*Attach files to Email.</p>	Computer, Projector, Videos
JANUARY			
ENGLISH	LITERATURE READER LESSON 11/12	<p> Understanding the meanings</p> <p> Question and answers</p>	<p> Declamation</p> <p> Picture panorama</p>

	( WILD RIDE /BIRDS NEST SAFARI)  COURSE BOOK TOOTHBRUSH THIEF ( 10) Pgs 116 – 127  WORK BOOK TOOTHBRUSH THIEF Pgs 50 - 54	<ul style="list-style-type: none"> <li>✚ Hard words</li> <li>✚ Subordinate clause</li> </ul>	<ul style="list-style-type: none"> <li>✚ Pictures/visual of different kind of birds.</li> <li>✚ Role play</li> <li>✚ Comic creation</li> </ul>
HINDI	<u>उत्कर्ष</u> - 16 - हमसे सयाने बालक <u>व्याकरण</u> - पत्र-लेखन, अनुच्छेद लेखन - लेखन कौशल	<ol style="list-style-type: none"> <li>1. बाल मनोविज्ञान</li> <li>2. मिश्रित व्याकरण</li> <li>3. बहुविकल्पी प्रश्न</li> <li>4. भाषा शैली को समझना</li> <li>5. अनुच्छेद लेखन का अभ्यास</li> </ol>	<ol style="list-style-type: none"> <li>1. चर्चा का विषय- बच्चे बड़ों से अधिक समझदार हैं / नहीं,</li> <li>2. अनुच्छेद- मेरी छुट्टियाँ नानी-नाना के संग,</li> <li>1. चर्चा कुछ निश्चित बिंदुओं पर,</li> <li>2. छात्र की तस्वीर नानी-नाना के संग, सजावटी सामान  </li> </ol>
MATHS	Smart charts	<p>Use of tally marks for different numbers.</p> <p>Use the tally marks to show the mode of transport used by students to commute to school</p> <p>Collect the strength of students in classes I to V of primary section and find the total strength. Which class has the maximum/minimum strength?</p> <p>Multiply any two numbers in different ways by breaking method and column method.</p>	<p>Data collection</p> <p>Newspaper to collect economic data, survey analysis</p>

	Ways to multiply	Determine the division and multiplication facts of a given number	Objects like erasers, pencils, sharpener etc available in the classroom environment
SCIENCE	Ch.28. Natural Phenomenon	Types of volcanoes Earthquakes Tidal waves Hurricanes, cyclones and typhoons.	<ol style="list-style-type: none"> <li>1. Use internet to find out information on recent hurricanes that have spread widespread destruction.</li> <li>2. To make a volcano.</li> <li>3. A small skit on any natural disaster.</li> </ol>
SOCIAL STUDIES	15.Our Rights and Duties	-Fundamental rights of Indian citizens	-forming the rights and duties for ourselves
COMPUTER	Communication using E-mails	<ul style="list-style-type: none"> <li>*Create an E-mail Account</li> <li>*Send/Receive E-mails.</li> <li>*Use Options in E-mail applications.</li> <li>*Attach files to Email.</li> </ul>	Computer, Projector, Videos
FEBRUARY			
ENGLISH	LITERATURE READER	 Understanding the meanings	 New paper clipping activity

	<p>LESSON 13 ( ELIZABETH JENNINGS TAKE A STAND)</p> <p>COURSE BOOK DON'T SIT STILL ( 11) Pgs 128 – 151)</p> <p>WORK BOOK DON'T SIT STILL Pgs 55 – 64</p>	<ul style="list-style-type: none"> <li>✚ Questions and answers</li> <li>✚ Hard words</li> <li>✚ Subordinate clauses ( time)</li> <li>✚ Direct and indirect speech</li> </ul>	<ul style="list-style-type: none"> <li>✚ Cloze test</li> <li>✚ To arrange picture cards in proper Sequence and develop( write a story)</li> <li>✚ Class discussion</li> </ul>
HINDI	संपूर्ण पाठ्यक्रम का अभ्यास कार्य	संपूर्ण पाठ्यक्रम का अभ्यास कार्य	संपूर्ण पाठ्यक्रम का अभ्यास कार्य
MATHS	How big? how heavy?	<p>Comparing the volume of different things by putting them into jar filled with water.</p> <p>Making a measuring bottle.</p> <p>Making a paper cube</p> <p>Finding volume by arranging the cubes and counting them.</p>	<p>Cubes</p> <p>Cards of same size</p> <p>Jar of water</p>
SCIENCE	Ch.29.Saving the Environment	Global warming Types of pollution	<ol style="list-style-type: none"> <li>1. Draw illustration depicting causes of global warming.</li> <li>2. Group activity-Students to prepare comic strips on types of pollution</li> </ol>
SOCIAL STUDIES	16.The United Nations	-The components and history of United Nations	-Mock session on UN
COMPUTER	Revision		